



How to “find patients eligible for funded influenza vaccine”



This guide will show you “How to” get the most out of your DrINFO audit report to help you find patients who are eligible for a funded flu vaccine:

The patient lists below are available under the section with the tab “Flu Vaccination”

- Enrolled patients aged 65 years and older who have not had a flu vaccine this year
- Adults aged 16-64 years with (potential) eligible medical condition (READ code) and no flu vaccine given this year
- Pregnant women and no flu vaccine this year
- Children aged 9-15 years with a chronic condition and no flu vaccine this year
- Children aged 6 months – 8 years with a chronic condition and no flu vaccine this year
- Previously declined flu vaccine (last season or this season)
- Flu vaccine has been given but no invoice electronic claim sent this year



Contents in this DrINFO “How to” guide

- Page 3 How to find your patient lists - for first time users
- Page 4 How to interpret the icons on the page
- Page 5 How to target a sub group of patients on the list
- Page 6 How to send a personalised text message to recall hundreds of patients in a couple of minutes
- Page 7 How to send a letter to all your eligible patients for flu vaccine in just a few minutes
- Page 8 How to monitor your medical centre’s progress against ‘target’
- Page 9 How to monitor your medical centre’s progress – over time and compared with others
- Page 11 How to update your DrINFO list in-between the automated monthly re-run
- Page 11 How to check all the flu vaccines you have given for eligible patients have been claimed
- Page 12 How to get support from the DrINFO team
- Page 13 How to find useful resources

Each list in DrINFO shows the following summary information for the list of patients:

Name	NHI	Provider code	DOB	Contact Details	Last Seen	Reviewed
JOHNSON john	ABC1234	BG	30/08/1964 (51)		14/08/2013	<input type="checkbox"/> Add note



DRINFO

How to find your patient lists - for first time users


1. Login to your DrINFO practice audit report using your DrINFO Key

A screenshot of a login form. It has a grey background with a grid pattern. At the top, it says "DrInfo Key:" in red. Below that is a white text input field containing several black dots. To the right of the input field is a grey button with the word "Enter" in black text.

2. Click on the most recent month which says "published" underneath



3. Go to the section labelled with the tab called "Flu Vaccine"





How to interpret the icons on the page

Choose a list to review – example: Find your patients aged 16-64 years of age with a READ code indicating they have a condition which makes them eligible for a funded influenza vaccine

16-64 years with chronic conditions and no Influenza vaccination in 2016. (Eligibility indicated by READ codes - patient list for practice review)

221



\$4,406.74



Scribble

The number **221** indicates the number of patients in the practice who may be eligible for a funded flu vaccine (based on READ codes) but who do not have a flu vaccine recorded as “given” this year

Click on the icon to see the list of patient names. If you want to filter this list to prioritise your recall of patient, or want to send them a recall text message or letter from DrINFO please see the two next sections

The **\$4,406.74** shows the total calculated \$ value to the practice if all the patients on the list received a flu vaccine from this practice (@ 2016 government subsidy rate of **\$19.94 excl GST per patient**)




Click on the to see the query information that DrINFO has used to identify this patient as potentially eligible for a funded flu vaccine (for practice review prior to contact)



How to target a sub group of patients on the list

To help you prioritise which patients to contact first, you can apply “filters” to target a specific sub-set of the eligible population click on the filter icon in the top tool bar



Options for filtering can include more than one filter – in the example below the list will be filtered to include only patients who are high needs and aged between 55 and 60


[High needs \(Maori, Pacific and quintile 5\)](#) ✓
[Maori patients only](#)
[Maori and Pacific](#)
Aged between and [filter](#)

[Funded patients only](#)
[New this month](#)
[Without a note](#)
[With SMS response](#)

[No mail sent](#)
[Mail sent](#)
Gender is [Male](#) or [Female](#)
[With a mobile number](#)
[No mobile number](#)

The patient list will now only show you the patients that meet the criteria you have selected as a filter

Filters can be removed at any time by clicking on the “delete filters” icon at the top of the page



When you log out and back in, the view will have returned to the full (unfiltered) list of patient again



How to send a personalised text message to recall hundreds of patients in a couple of minutes

The flu vaccine patient lists are one of the most highly used for sending SMS from DrINFO. You can send a pre-call or re-call reminder to your patients quickly and easily using the DrINFO SMS service. From any of your patient lists, just tick the patients you would like to send a SMS text message to, or select “SMS all” if you would like to send to all patients on the list

Name	NHI	Provider code	DOB	Contact Details	Last Seen	Reviewed	Other queries?	Post all	SMS all
JOHNSON john	ABC1234	BG	30/08/1964 (51)		14/08/2013	<input type="checkbox"/> Add note	0	<input type="checkbox"/>	<input checked="" type="checkbox"/>

Click on the phone icon in the tool bar at the top of the page



Select the template you would like to use, or create your own

The template you choose will then appear in the big phone screen where you can edit. By using the [name], [practice], [pr_phone] the messages can be personalised to each patient with their name and your practice contact details



Click on the SEND button and all patients will receive their text message in an instant! If you have asked for a text reply, the reply will appear in your DrINFO list alongside the patient name



How to send a letter to all of your eligible patients for flu vaccine in just a few minutes

With DrINFO ePost you can mail merge and send a personalised letter to all your patients, on any list, without the huge time effort of printing, folding and inserting into envelopes at your practice. All that is done for you! The letter from the National Influenza Immunisation Strategy Group (NIISG) are already loaded as templates to your DrINFO audit

From the patient list tick 'Post all' (or the individual patients) that you want to send a letter to

Name	NHI	Provider code	DOB	Contact Details	Last Seen	Reviewed	Other queries?	Post all	SMS all
JOHNSON John	ABC1234	BG	30/08/1964 (51)		14/08/2013	<input type="checkbox"/> Add note	0	<input checked="" type="checkbox"/>	<input type="checkbox"/>

Go to the ePost icon at the top of the page



The letter template is pre-loaded and personalised with the patient's name and address. Contact us if you would like us to set up your practice header for you.

Dear John

Influenza Immunisation is Free for you.

You are eligible for FREE influenza immunisation either because you are 65 years or over, or you have a medical condition that puts you at risk of complications from influenza.

Influenza usually strikes between May and September and we recommend you are immunised well before winter for best protection. For most people influenza is a mild to moderate illness but for some it is serious and can lead to complications, even death.

Influenza viruses constantly change. Although New Zealand had a moderate influenza season in most regions last year, this may not be the case this year if one of the more virulent strains circulates.

Annual immunisation is recommended to give you best protection. Influenza viruses constantly change and different strains may affect New Zealand this year.

We recommend vaccination this year because the immunity offered by your previous vaccination will have lessened over time and may not cover the strains most likely to circulate. By having a vaccination this year, it is likely to offer you better protection. This year the influenza vaccine includes two new strains.

Call us TODAY to make an appointment as influenza immunisation is FREE for a limited time.

Yours sincerely

Just click "post" and the letters will arrive in the patient's post box!



How to monitor your medical centre's progress against 'target'

There are several ways in DrINFO that you can see how well you are doing with immunising your eligible population

Adult Vaccination

Enrolled patients 65 years and over, not given influenza vaccine in 2015

588

52



Scribble

If your PHO has set a coverage target in DrINFO for your over 65 year patient (e.g. 75%) then an extra column will appear with a number which indicates the number of patients who need to have a flu vaccine recorded as given this season, to reach the 75% target. In the example above, the practice needs to vaccinate 52 more patients to reach target.

Click on the number 52 to see the breakdown table

Flu vaccination 65 not given

	total eligible	completed	% completed	% target	exempt	declined	non-responder	number to reach target
OTAL OPULATION	2626	1912	73%	75%	0	126	0	52
IGH NEEDS	246	161	65%	75%	0	26	0	22

For this practice, they have vaccinated 73% of their total population and need an additional 52 to reach the 75% target



How to monitor your medical centre's progress – over time and compared with others

As the season progresses it is nice to watch the number of patients on your lists reduce over time so you can see the progress made

Click on the 'owl' icon and then click the tab called 'Progress Reports'

Query Information

Resources

My Progress Reports

Select chart:

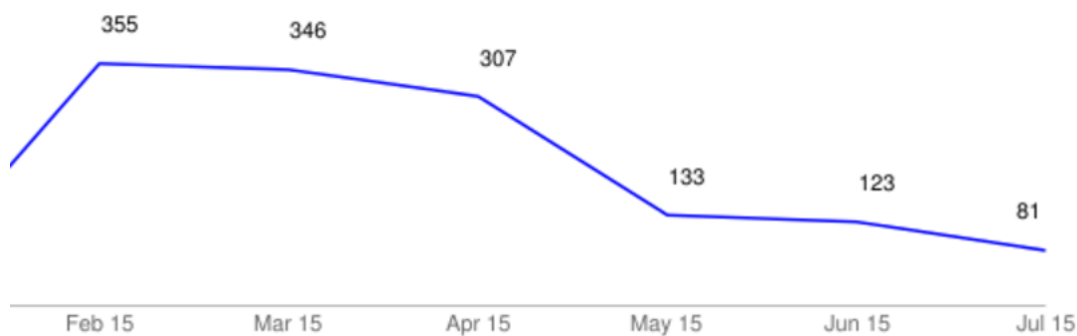


view all

Select a chart from the drop down list or, 'view all' if you want to print a report of all the graphs. Below are some examples of the charts available

Example 1. My medical centre's change in numbers over time

This chart shows the number of eligible patients remaining unvaccinated decreasing from 355 in February to 81 in July

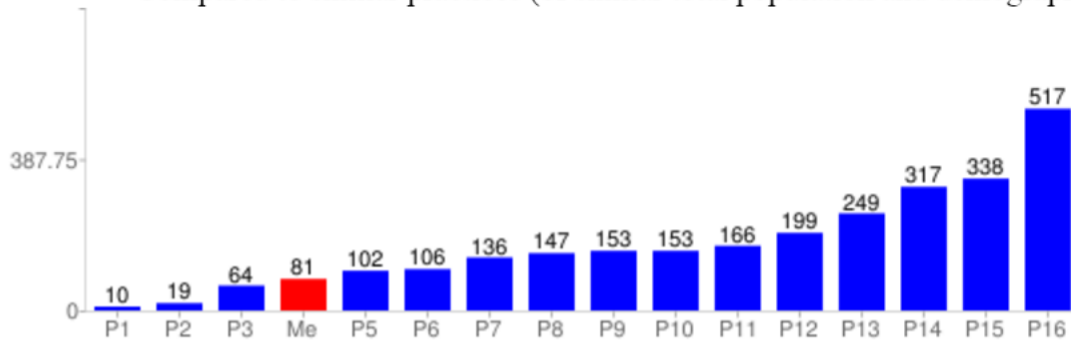




Example 2. My medical centre’s numbers compared to practices with a similar size and population

This graph compares how many patients remaining on the list as unvaccinated at your medical centre, compared with other practices which have a similar population (total numbers and demographics) who using DrINFO around NZ. This practice (“Me”) is the 4th best practice

Compared to similar practices (of similar total population and demographics)



Example 3. My medical centre compared with other practices in my Primary Health Organisation (PHO)


This graph shows you how you compare with other practices in your PHO. It uses % of eligible population to enable practices of different sizes to be compared. The Demo Family Health Centre is 83rd in their PHO with approx. 22% of their eligible population still to vaccinate





How to update your DrINFO list in-between the automated monthly re-run

Remember you can refresh and update your DrINFO patient lists at any time by just clicking on your “re-run audit” button at the bottom of the left tool bar



A new audit should run overnight and be available for you to see by the next morning. If by any chance it does not appear – please email support@drinfo.co.nz and they will investigate for you

How to check all the flu vaccines you have given for eligible patients have been claimed

To help ensure your medical centre is reimbursed for the funded vaccine, this query will identify anyone who has been given a flu vaccine but for whom there is no invoice submitted with a service code description of ‘flu’

Claims

Flu vaccination given 2015, and no invoice recorded

8



\$159.52



Scribble



DRINFO

How to get support from the DrINFO team

For assistance with sending SMS (text messages) or ePost (letters) from DrINFO, please contact our support team and one of us will be pleased to help you

Email support@drinfo.co.nz to book a remote access session. (Please check with your IT host provider that Team Viewer can be installed).

There is no charge for a remote support session

Email: support@drinfo.co.nz
Freephone: **0800 DrINFO (0800 374 636)**

We wish your practice team and your patients all the best for the flu season!

Kind regards
The DrINFO team

How to find useful resources:

For seasonal updates and resources (Flu kit, brochures, posters and more)
<http://www.influenza.org.nz>

For the current eligibility criteria
<http://www.influenza.org.nz/eligibility-criteria>

Frequently asked questions (for patients)
<http://www.fightflu.co.nz/faq>

Risk of disease vs vaccine (and other info)
<http://www.immune.org.nz/diseases/influenza>

Key facts about influenza (flu) and flu vaccine
<http://www.cdc.gov/flu/keyfacts.htm>